



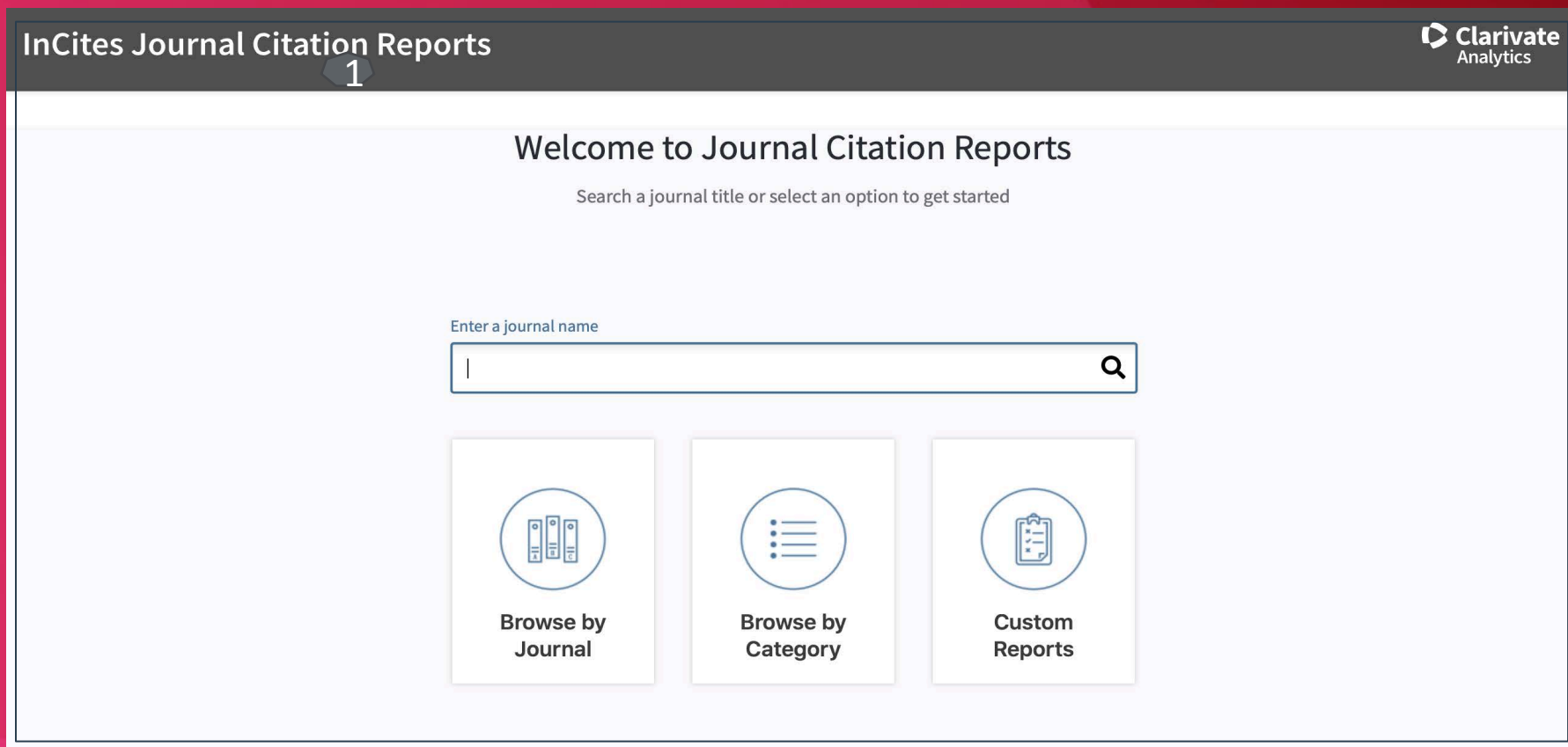
**enformation**

Ghid de utilizare

InCites™ Journal Citation Reports®

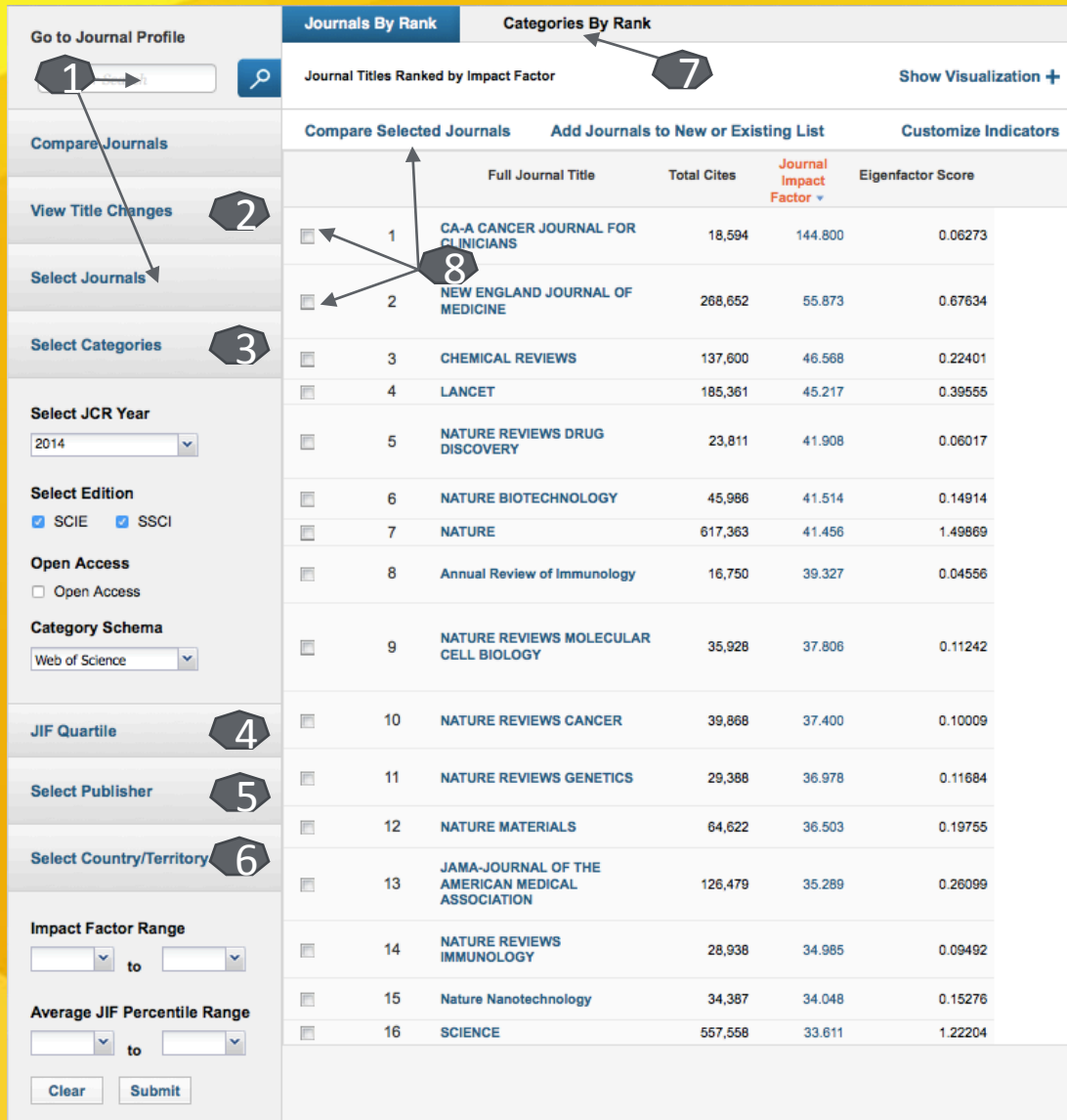
# Accesare

Din pagina principală “Web of Science” se va selecta aplicația “Journal Citation Reports” 1



The screenshot shows the InCites Journal Citation Reports interface. At the top left, the text "InCites Journal Citation Reports" is displayed with a small "1" in a circle below it. At the top right, the "Clarivate Analytics" logo is visible. The main heading is "Welcome to Journal Citation Reports", followed by the instruction "Search a journal title or select an option to get started". Below this is a search bar with the placeholder text "Enter a journal name" and a magnifying glass icon. At the bottom, there are three large buttons: "Browse by Journal" (with a book icon), "Browse by Category" (with a list icon), and "Custom Reports" (with a clipboard icon).

# Pagina principală – Journals by Rank








The screenshot shows the 'Journals By Rank' interface. On the left is a sidebar with search and filter options. The main area displays a table of journals ranked by impact factor. Numbered callouts (1-8) highlight specific features: 1. Search bar; 2. 'View Title Changes' link; 3. 'Select Categories' link; 4. 'JIF Quartile' filter; 5. 'Select Publisher' filter; 6. 'Select Country/Territory' filter; 7. 'Categories By Rank' tab; 8. A cluster of journal entries (rows 1-4) with arrows pointing to their respective rows in the table.

	Full Journal Title	Total Cites	Journal Impact Factor	Eigenfactor Score
1	CA-A CANCER JOURNAL FOR CLINICIANS	18,594	144.800	0.06273
2	NEW ENGLAND JOURNAL OF MEDICINE	268,652	55.873	0.67634
3	CHEMICAL REVIEWS	137,600	46.568	0.22401
4	LANCET	185,361	45.217	0.39555
5	NATURE REVIEWS DRUG DISCOVERY	23,811	41.908	0.06017
6	NATURE BIOTECHNOLOGY	45,986	41.514	0.14914
7	NATURE	617,363	41.456	1.49869
8	Annual Review of Immunology	16,750	39.327	0.04556
9	NATURE REVIEWS MOLECULAR CELL BIOLOGY	35,928	37.806	0.11242
10	NATURE REVIEWS CANCER	39,868	37.400	0.10009
11	NATURE REVIEWS GENETICS	29,388	36.978	0.11684
12	NATURE MATERIALS	64,622	36.503	0.19755
13	JAMA-JOURNAL OF THE AMERICAN MEDICAL ASSOCIATION	126,479	35.289	0.26099
14	NATURE REVIEWS IMMUNOLOGY	28,938	34.985	0.09492
15	Nature Nanotechnology	34,387	34.048	0.15276
16	SCIENCE	557,558	33.611	1.22204

- Căutarea revistei cotate ISI după titlu 1
- Consultarea listei cu informații despre schimbările de titlu 2
- Selectarea domeniului de publicare 3
- Selectarea categoriei de revistă 4
- Identificarea revistelor cotate ISI ce provin de la o editura de interes 5
- Identificarea revistelor cotate ISI ce provin dintr-o țară anume 6
- Vizualizarea raportului pe domenii a revistelor cotate ISI 7
- Compararea revistelor cotate ISI 8

# Pagina principală – Categories by Rank

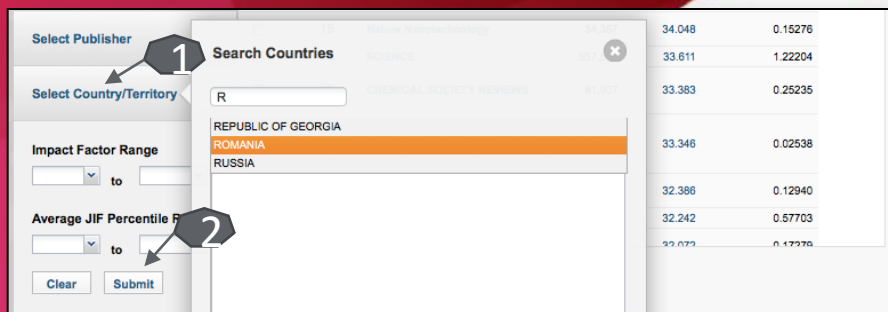
Go to Journal Profile		Journals By Rank	Categories By Rank				
Master Search 		All Journal Categories ranked by Number of Journals		Show Visualization 			
Select Journals	1 - 25 of 232  		Customize Indicators				
Select Categories	Category	Edition	#Journals 	Total Cites	Median Impact Factor	Aggregate Impact Factor	
Select JCR Year	1	ECONOMICS	SSCI	333	549,769	0.860	1.283
2014	2	MATHEMATICS	SCIE	312	379,429	0.607	0.741
Select Edition	3	BIOCHEMISTRY & MOLECULAR BIOLOGY	SCIE	290	3,273,847	2.672	4.149
<input checked="" type="checkbox"/> SCIE <input checked="" type="checkbox"/> SSCI	4	MATERIALS SCIENCE, MULTIDISCIPLINARY	SCIE	260	2,208,680	1.567	3.673
<input type="button" value="Clear"/> <input type="button" value="Submit"/>	5	MATHEMATICS, APPLIED	SCIE	257	407,510	0.828	1.097
	6	PHARMACOLOGY & PHARMACY	SCIE	255	1,285,250	2.362	3.030
	7	NEUROSCIENCES	SCIE	252	1,987,755	2.791	4.010
	8	ENGINEERING, ELECTRICAL & ELECTRONIC	SCIE	249	980,001	1.235	1.798
	9	EDUCATION & EDUCATIONAL RESEARCH	SSCI	224	164,498	0.740	0.922
	10	ENVIRONMENTAL SCIENCES	SCIE	223	1,258,094	1.606	2.954
	11	ONCOLOGY	SCIE	211	1,544,137	2.827	4.282
	12	PLANT SCIENCES	SCIE	204	887,003	1.373	2.719
	13	SURGERY	SCIE	198	991,594	1.478	2.250
	14	CLINICAL NEUROLOGY	SCIE	192	1,023,641	2.289	3.141
	15	MANAGEMENT	SSCI	185	409,409	1.208	1.748
	16	CELL BIOLOGY	SCIE	184	1,864,728	3.278	5.779
	17	GEOSCIENCES, MULTIDISCIPLINARY	SCIE	175	823,929	1.805	2.576
	18	LINGUISTICS	SSCI	172	92,373	0.549	0.959
	19	GENETICS & HEREDITY	SCIE	167	1,051,849	2.472	4.263
	20	PUBLIC, ENVIRONMENTAL & OCCUPATIONAL HEALTH	SCIE	165	654,274	1.633	2.369
	21	BIOTECHNOLOGY & APPLIED MICROBIOLOGY	SCIE	163	1,015,446	2.125	3.267
	22	POLITICAL SCIENCE	SSCI	161	121,506	0.734	1.001
	23	CHEMISTRY, MULTIDISCIPLINARY	SCIE	157	2,507,475	1.468	5.602
	24	MEDICINE, GENERAL & INTERNAL	SCIE	154	1,165,970	1.276	4.198
	24	ZOOLOGY	SCIE	154	319,478	1.019	1.438
	26	IMMUNOLOGY	SCIE	148	1,081,978	2.728	4.089
	27	PUBLIC, ENVIRONMENTAL & OCCUPATIONAL HEALTH	SSCI	147	323,659	1.372	1.831

Raportul pe domenii al revistelor cotate ISI

Pentru a vizualiza titlurile revistelor cu factor de impact ce publică articole pe un domeniu specificat în listă, selectați numărul din coloana "#Journals" 1

Pentru a sorta numărul de reviste în ordine crescătoare sau sescrescătoare, se va apăsa pe "#Journals" 2

# Criterii de căutare: Identificarea revistelor cu factor de impact din România



**1** Search Countries

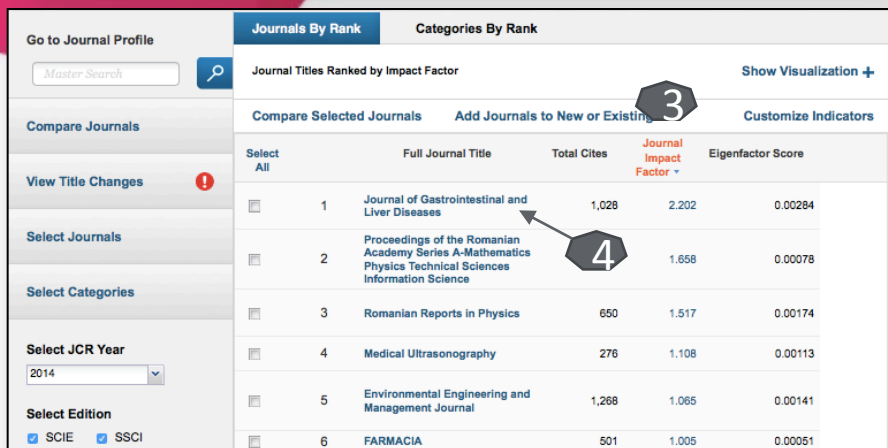
Select Country/Territory: R

Impact Factor Range: [ ] to [ ]

Average JIF Percentile Rank: [ ] to [ ]

Clear Submit

34.048	0.15276
33.611	1.22204
33.383	0.25235
33.346	0.02538
32.386	0.12940
32.242	0.57703
32.072	0.17370



Go to Journal Profile

Master Search

Compare Journals

View Title Changes

Select Journals

Select Categories

Select JCR Year: 2014

Select Edition: SCIE SSCI

**Journals By Rank** Categories By Rank

Journal Titles Ranked by Impact Factor



Show Visualization +

Compare Selected Journals Add Journals to New or Existing **3** Customize Indicators

Select	Full Journal Title	Total Cites	Journal Impact Factor	Eigenfactor Score
<input type="checkbox"/>	1 Journal of Gastrointestinal and Liver Diseases <b>4</b>	1,028	2.202	0.00284
<input type="checkbox"/>	2 Proceedings of the Romanian Academy Series A-Mathematics Physics Technical Sciences Information Science		1.658	0.00078
<input type="checkbox"/>	3 Romanian Reports in Physics	650	1.517	0.00174
<input type="checkbox"/>	4 Medical Ultrasonography	276	1.108	0.00113
<input type="checkbox"/>	5 Environmental Engineering and Management Journal	1,268	1.065	0.00141
<input type="checkbox"/>	6 FARMACIA	501	1.005	0.00051

- ❑ Pentru identificarea revistelor din România ce sunt cotate ISI, de pe pagina principală “Journals by Rank”, la criteriul “Select Country/Territory” 1 se va introduce România. Căutarea se finalizează prin apăsarea butonului “Submit” 2
- ❑ Lista va fi afișată în funcție de factorul de impact, în ordine descrescătoare 3
- ❑ Printr-un click pe titlul unei reviste 4, se va deschide o pagină dedicată acesteia.

# Pagina dedicată revistei

Home **Journal Profile**  

## Environmental Engineering and Management Journal

ISSN: 1582-9596

GH ASACHI TECHNICAL UNIV IASI  
71 MANGERON BLVD, IASI 700050, ROMANIA  
**ROMANIA**

**1**

[Go to Journal Table of Contents](#) [Go to Ulrich's](#)

**Titles**  
ISO: Environ. Eng. Manag. J.  
JCR Abbrev: ENVIRON ENG MANAG J

**Categories**  
ENVIRONMENTAL SCIENCES - SCIE

**Languages**  
ENGLISH

12 Issues/Year;

### Key Indicators

Year	Total Cites	Journal Impact Factor	Impact Factor Without Journal Self Cites	5 Year Impact Factor	Immediacy Index	Citable Items	Cited Half-Life	Citing Half-Life	Eigenfactor Score	Article Influence Score	% Articles in Citable Items	Normalized Eigenfactor	Average JIF Percentile
2014	1,268	1.065	0.289	0.806	0.206	325	2.9	7.6	0.00141	0.069	100.00	0.15839	28.475
2013	1,137	1.258	0.366	0.946	0.064	295	2.5	7.0	0.00122	0.066	100.00	0.13437	40.972
2012	972	1.117	0.319	0.970	0.180	278	2.6	6.4	0.00134	0.085	99.64	Not A...	30.238
2011	650	1.004	0.180	Not A...	0.081	260	2.4	6.1	0.00067	Not A...	100.00	Not A...	29.512
2010	648	1.435	0.231	Not A...	0.099	191	2.1	6.0	0.00053	Not A...	100.00	Not A...	44.819
2009	231	0.885	0.247	Not A...	0.150	167	1.9	5.7	0.00021	Not A...	100.00	Not A...	20.718

### Source Data

**3**

**4**

**5**

**6**

#### Journal Source Data

	Citable Items			Other
	Articles	Reviews	Combined	
Number in JCR Year 2014 (A)	325	0	325	6
Number of References (B)	9,671	0	9,671	1
Ratio (B/A)	29.8	0.0	29.8	0.2

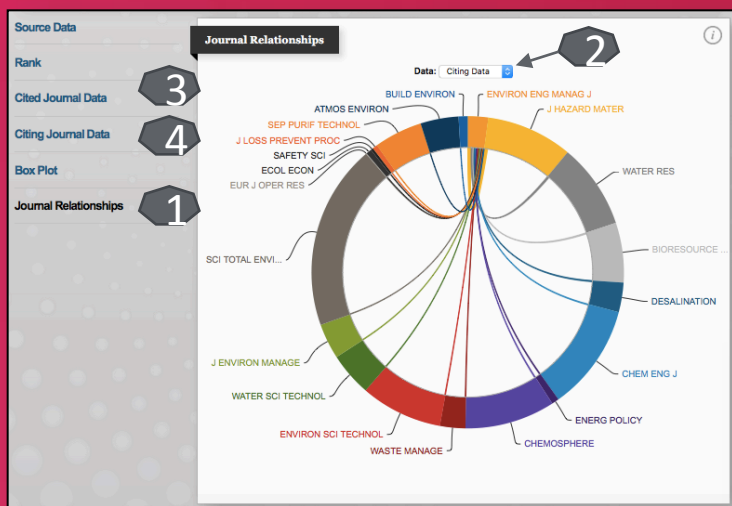
Din lista de rezultate, printr-un click pe titlul unei reviste, veți ajunge la pagina dedicată acesteia.

- Informații despre revistă 1.
- Indicii de evaluare ai revistei 2
- Încadrarea în categoria de impact în funcție de domeniu de publicare 3
- Numărul de citări primite 4
- Numărul de citări produse 5
- Graficul de relație între revista analizată și alte reviste cotate ISI 6

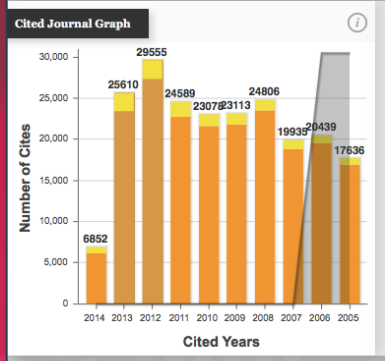
# Instrumente de analiză a revistei: Relația de citare cu alte reviste cotate ISI

De pe pagina dedicată revistei, din partea de jos, la secțiunea “Source data”, se va selecta “Journal Relationships” 1 pentru a vizualiza graficul de relație a revistei analizate, cu alte reviste cotate ISI, din punct de vedere al citărilor. Sunt două criterii de selecție și anume “Citing Data” și “Cited Data” 2.

Pentru a vizualiza raportul tabelar al relațiilor de citare, se va selecta “Cited Journal Data” 3 sau “Citing Journal Data” 4, în funcție de nevoia utilizatorului.

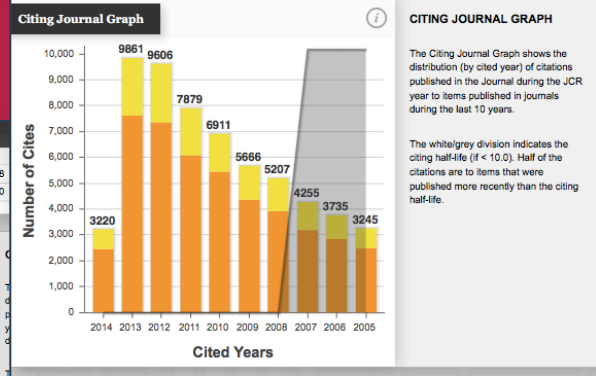


Cited Year	2014	2013	2012	2011	2010
#Cites from 2014	6,852	25,610	29,555	24,589	23,078
Cumulative %	1.77	8.37	16.00	22.34	28.30



Impact	Citing Journal	All Yrs +	2014	2013	2012	2011
1	ALL Journals	387,635	6,852	25,610	29,555	24,589
2	ALL OTHERS (849)	849	6	27	31	25
3	3.736 PHYS REV B	37,560	842	3,141	3,604	2,908
4	2.808 PHYS REV A	21,998	574	1,955	2,179	1,849
5	7.512 PHYS REV LETT	20,130	772	2,244	2,247	1,809
6	4.643 PHYS REV D	12,498	800	1,482	1,261	937
7	2.288 PHYS REV E	11,167	206	863	890	699
8	3.302 APPL PHYS LETT	8,365	160	620	750	551
9	2.952 J CHEM PHYS	7,545	75	395	486	399
10	2.183 J APPL PHYS	6,846	55	299	428	362

Citing Year	2014	2013	2012	2011	2010	2009	2008	2007
#Cites from 2014	3,220	9,861	9,606	7,879	6,911	5,066	5,207	4,255
Cumulative %	3.28	13.32	23.10	31.12	38.15	43.92	49.22	53.55

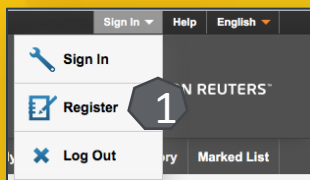


Impact	Cited Journal	All Yrs +	2014	2013	2012	2011
1	ALL Journals	98,228	3,220	9,861	9,606	7,879
2	ALL OTHERS (4863)	4,863	76	225	168	170
3	7.512 PHYS REV LETT	20,130	772	2,244	2,247	1,809
4	3.736 PHYS REV B	8,870	311	920	983	919
5	2.808 PHYS REV A	4,336	162	555	490	407
6	41.456 NATURE	3,289	59	271	283	272
7	4.643 PHYS REV D	2,987	199	376	380	186
8	33.611 SCIENCE	2,546	49	320	266	196



# Creare cont personal

Se va selecta din colțul din dreapta, sus, din tabul “Sign In”, secțiunea “Register” 1. La apariția casei 2, se introduce adresa de email de două ori, apoi, în caseta 3, codul primit prin email. Se completează formularul 4. După apăsarea butonului “Submit changes” contul devine activ 5.



**Registration**

E-mail Address:

Retype E-mail Address:

Continue | Cancel

Note: If you are already registered for a Thomson Reuters product or service, please sign in.

Why register with the Web of Science?

- Automatic sign in
- Access saved searches and search history
- Create alerts
- Add references to your EndNote Library
- Select a preferred starting database or product
- Update your personal information

**Email Verification**

We need to verify your email address. An email has been sent to: [enformation@gmail.com](mailto:enformation@gmail.com). If you do not receive an email within 5 minutes, please check your spam folder or [click here to resend the email](#).

Please copy and paste the code enclosed in the email in the box below:

Continue

**Registration**

\* E-mail Address: enformation.ro@gmail.com

\* First Name:

\* Last Name:

Middle Initial:  (optional)

\* Password:

**Password Guidelines**  
Must be 8 or more characters (no spaces) and contain:  
- at least 1 numeral: 0 - 9  
- at least 1 alpha character, case-sensitive  
- at least 1 symbol: ! @ # \$ % ^ \* ( ) ~ { } | ] & \_  
Example: 1sun5moon

\* Retype New Password:

\* Primary Role:

\* Subject Area:

Bibliographic Software Used:

Receive training materials, notifications, announcements, and other materials by e-mail.

\* Opt In/Opt Out:  Do not receive training materials, notifications, announcements, and other materials by e-mail.

Sign me in automatically

(Select this if you want to be signed in automatically each time you access Web of Science. This feature uses cookie technology.)

Automatic Sign In:  I am using a public computer or do not wish to be signed in automatically (Users of public computers should select this option.)

\* Terms and Conditions: WEB OF SCIENCE TERMS OF USE: You are entitled to access the product, download or extract reasonable amounts of data from the product that are required for the activities you carry out individually or as part of your employment, and include insubstantial portions of extracted data in your work documents and reports, provided that such documents or reports are for the benefit of (and belong to) your organization, or where such documents or reports are intended for the benefit of third parties (not your organization), extracted data is immaterial in the context of such documents or reports and used only for illustrative/demo purposes.  
Thomson Reuters determines a "reasonable amount" of data to download by comparing your download activity against the average annual download rates for all Thomson Reuters clients using the product in question. Thomson Reuters determines an "insubstantial portion" of

I have read and agree to these terms and conditions.

Submit Changes | Cancel



Întrebări și sugestii:  
[events@enformation.ro](mailto:events@enformation.ro)

Strada Vasile Lascăr, nr. 179, sector 2,  
020498, București

Telefon: +40212102096



**enformation**